


READING WITHOUT WALLS

ACTIVITY GUIDE!





“**R**eading is a fantastic way to open your minds and hearts to new people, places, and ideas,” says **National Ambassador for Young People’s Literature Gene Luen Yang**. “Through reading, I’ve met new friends, learned new facts, and become a better person.”

National Ambassador for Young People’s Literature Gene Luen Yang calls us all to **READ WITHOUT WALLS**, exploring books about characters who look or live differently than you, topics you haven’t discovered, or formats that you haven’t tried.

READING WITHOUT WALLS will promote diversity and open readers’ eyes to new ideas and experiences. **READING WITHOUT WALLS** is an inclusive way to spread appreciation and understanding for others — and to learn new and exciting things.

Anyone can participate in reading without walls — teachers, librarians, book-sellers, and readers. Just find something new and different to read — and let books open up the world around you.

What can YOU do to read without walls?

Whether you’re a bookseller, librarian, teacher, parent, or reader, you can read without walls! Check out this activity kit for more ideas — and www.readingwithoutwalls.com for more suggestions and materials.

JOIN IN THE CELEBRATION OF
READING WITHOUT WALLS

www.readingwithoutwalls.com

THE READING WITHOUT WALLS CHALLENGE

Reader Recommendations Activity

Instructions for the Event Leader or Teacher: encourage participants to read a book they might not normally pick up! Ask each young reader to write down the name of a book that they recently read and loved. Collect the recommendations and at the end of the RWW event participants will pick these recommendations out of a hat or bucket (etc.) to see what other kids like reading!

 I recommend reading _____.	 I recommend reading _____.
 I recommend reading _____.	 I recommend reading _____.
 I recommend reading _____.	 I recommend reading _____.
 I recommend reading _____.	 I recommend reading _____.
 I recommend reading _____.	 I recommend reading _____.



CREATED BY GENE YANG, THE NATIONAL AMBASSADOR FOR YOUNG PEOPLE’S LITERATURE. THE NATIONAL AMBASSADOR PROGRAM IS SPONSORED BY THE CHILDREN’S BOOK COUNCIL, EVERY CHILD A READER, AND THE LIBRARY OF CONGRESS.

Writing Without Walls

Instructions: It's time for you to put a pen to paper and try writing without walls! Write your own story based on one of these fun story starters.

Story Starter #1: Fiction "Imagine you're transported to another planet. Write about what you see in front of you..."

This image shows a blank sheet of white paper with horizontal blue ruling lines. The lines are evenly spaced and run across the width of the page. There are no margins, text, or other markings on the paper.

CREATED BY GENE YANG, THE NATIONAL AMBASSADOR FOR YOUNG PEOPLE'S LITERATURE.
THE NATIONAL AMBASSADOR PROGRAM IS SPONSORED BY THE CHILDREN'S BOOK COUNCIL,
EVERY CHILD A READER, AND THE LIBRARY OF CONGRESS.

Writing Without Walls

Instructions: It's time for you to put a pen to paper and try writing without walls! Write your own story based on one of these fun story starters.

Story Starter #2: Non-fiction "Choose a famous person from history. What facts do you know about them? Write about an exciting day in their life."

CREATED BY GENE YANG, THE NATIONAL AMBASSADOR FOR YOUNG PEOPLE'S LITERATURE.
THE NATIONAL AMBASSADOR PROGRAM IS SPONSORED BY THE CHILDREN'S BOOK COUNCIL,
EVERY CHILD A READER, AND THE LIBRARY OF CONGRESS.

Writing Without Walls

Instructions: It’s time for you to put a pen to paper and try writing without walls! Write your own story based on one of these fun story starters.

Story Starter #3: Poetry “You’re a poet and you don’t even know it! See if you can write a 10 line poem!”

Writing Without Walls

Instructions: It’s time for you to put a pen to paper and try writing without walls! Write your own story based on one of these fun story starters.

Story Starter #4: Graphic Novel “We’ve given you a 9-panel comic strip below. Now draw an adventure — and don’t forget to include speech bubbles!”

Design Your Own Reading Badge!


Instructions: You've read all sorts of books from all over the world! Design your own reading merit badge to show off this awesome accomplishment.



Act It Out!

Instructions for the Event Leader: Prepare for a game of reading inspired charades! You'll learn the name of a book and have to act it out. You can use props and give hints but don't give away the title.

This is a great way to introduce readers to the names of books that might not have heard of!



Learn a New Language!


Instructions: Learn how to say “ I’m a reader” in languages from all over the world.

Languages: (TBD)

English	I am a reader
Spanish	Soy un lector
French	Je suis un lecteur
Mandarin	Wǒ shì dúzhě
Russian	YA chitatel’
Japanese	Watashi wa dokushadesu
Hindi	main ek paathak hoon
Hawaiian	Owau no he mea heluhelu
Zulu	I am a umfundi
Arabic	’ana qari

Crossword Puzzle

Instructions: **READING WITHOUT WALLS** challenges all young readers to read outside of their comfort zone whether it’s by reading new genres, formats, or books from other places! Complete the crossword puzzle below to learn some new key phrases as you begin to **READ WITHOUT WALLS**.



Across

- 1. The beliefs, customs, arts, etc., of a particular society, group, place, or time.
- 2. A description of a person who can speak two languages fluently.
- 3. An account of a person’s life written by that person.
- 4. Writing that is based on facts, real events, and real people, such as biography or history.
- 5. A group made up of people or things that have different backgrounds or characteristics.

Down

- 1. A type of story that combines words, illustrations, and speech bubbles!
- 2. The number of continents on earth — all of them are home to great books!
- 3. The scientific study of the behavior, structure, physiology, classification, and distribution of animals.
- 4. A three-line poem with seventeen syllables.
- 5. A fiction genre that uses magic or other supernatural elements as a main plot point, theme, or setting.

ANSWERS Across: 1. Culture, 2. Bilingual, 3. Autobiography, 4. Nonfiction, 5. Diversity **Down:** 1. Comic, 2. Seven, 3. Haiku, 4. Fantasy, 5. Fiction

Word Search

Instructions: **READING WITHOUT WALLS** encourages readers of all ages to read outside of their comfort zone! Whether you start by reading new genres, formats, or books from other places, soon you'll be reading without walls. Complete the word search below to learn some new key phrases as you begin to build a diverse reading list!

N A F M J G I C N M T
W O H I S A T I O E R
E L I T K R H C I Y A
D A S T M E M O I R S
P O T R A L P M T T I
H T O U M L E I K E S
Z A R N O T S C E O L
E T Y H X C O N T P O
Y A I N G N I D A E R
M I M U R Y E S T R O
E G E L L O C L A R T

Word Key: Poetry, Memoir, Comic, Reading, Translation, History

Answer Key
N A F M J G I C N M T
W O H I S A T I O E R
E L I T K R H C I Y A
D A S T M E M O I R S
P O T R A L P M T T I
H T O U M L E I K E S
Z A R N O T S C E O L
E T Y H X C O N T P O
Y A I N G N I D A E R
M I M U R Y E S T R O
E G E L L O C L A R T



Guide for Parents

READING WITHOUT WALLS is an annual nationwide reading program encouraging students to read books that they wouldn't normally choose on their own. This means reading a broad variety of titles with different themes, diverse authors and content, formats, settings, characters, and subjects.

This program is created by the **National Ambassador for Young People's Literature, Gene Luen Yang**.

The steps for participating are simple:

- 1**

Read a book about
a **character** who doesn't
look like you or live like you
- 2**

Read a book about
a **topic** you don't know
much about
- 3**

Read a book in a **format**
that you don't normally read
for fun (a chapter book,
a graphic novel, a book in
verse or an audio book)

In order to make participating in **READING WITHOUT WALLS** even more meaningful, here are a few simple steps you can follow in order to participate in at home.

Before your child even starts reading, reinforce the mission of **READING WITHOUT WALLS** by discussing why participation is important.

Help your child create their **RWW** reading list, and discuss why each of the titles on the list is an appropriate addition.

Reading doesn't have to be the last step! Once your child has finished a book, you can build upon that experience by talking to them about it. If you're not sure what to say, you can use some of the following discussion questions:

- What were some of the differences between this book and the books you normally read?
- Were you surprised about anything that happened or that you learned from this book?
- Now that you've read this book, is there anything that it makes you want to do or learn more about?
- What kind of book do you want to read next?

READING WITHOUT WALLS CERTIFICATE OF EXCELLENCE

This award is presented to

for reading:

- ☐ a book about someone who doesn't look or live like the reader
- ☐ a book about an unfamiliar topic
- ☐ a book in an unfamiliar format



Teacher/Librarian Signature

Date



INTERESTED IN HOSTING A

READING WITHOUT WALLS

EVENT?

Join the READING WITHOUT WALLS celebration by hosting your own event!

SET THE SCENE!

Create a display using the poster, standee, books and other fun props!

INVITE!

Encourage young readers to join the celebration and invite a local author or illustrator to participate at your READING WITHOUT WALLS event!

CRAFT!

Use the activities provided in the guide to get the group started on fun craft and drawing activities!

PRIZES!

The stickers and bookmarks provided make great prizes to give to all participants!

And don't forget to


TALK ABOUT BOOKS!

The activities provided in this guide will give you a great place to start the discussion with readers of all ages!


Go to ReadingWithoutWalls.com/register to add your name to the list of participating locations!

My Very Own READING WITHOUT WALLS Challenge!


Instructions: Fill in the boxes below as you complete each step of the **READING WITHOUT WALLS** challenge. Once you've filled in all four boxes make sure to shout: CHALLENGE ACCOMPLISHED!




**Draw or Paste a picture of
yourself reading!**



**Draw or Paste the cover for a book you
read that is about character who doesn't
look like or live like you!**



**Draw or paste the cover for a book
you read about a topic that you don't
know much about!**



**Draw or paste the cover for a book
you read that is in a different format than
what you normally read for fun!**